

4m X 6m Gala tent.

1

<https://youtu.be/0aCRoCtz-xU> useful video

White poles come in 2 lengths. Shorter for the horizontals and verticals. The **longer poles** are for the rafters. 8 short leg poles will have a drilled holes at the lower end so that the tent cover can hook on to the leg,

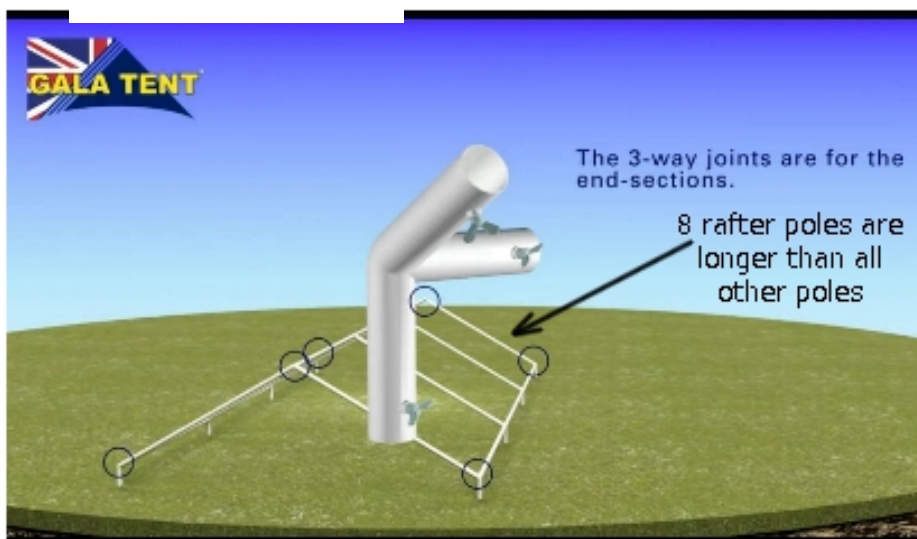
ALSO our tent has a base frame of 3 poles end to end and 2 poles side to side.




4 X Corner joint and foot pad Fit these AFTER frame is raised upright or the sockets break off.




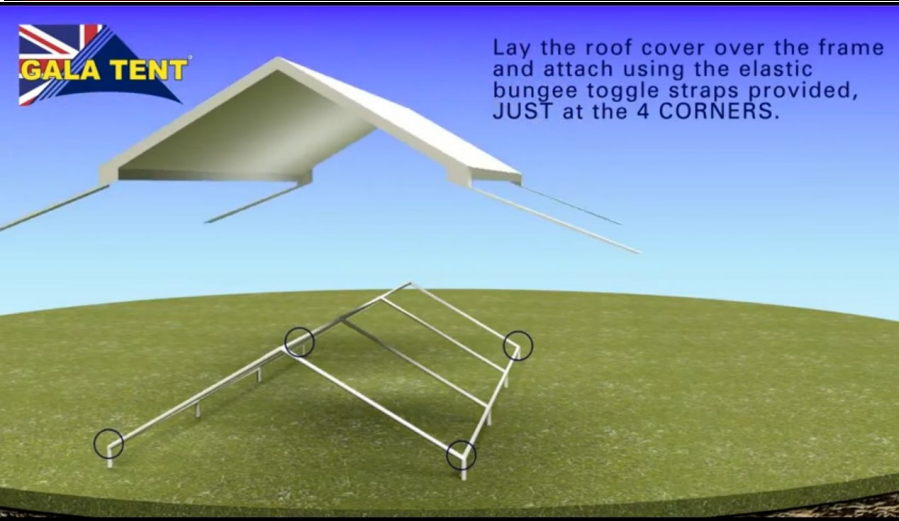
Leg foot and ground bar joiner x 8




Construct roof frame first



'4 ways' are for leg tops and apex ridge /rafter joints.





Once the frame is upright the corner foot joints can be fitted and the ground frame inserted below the legs and the side walls can be fitted

At least two ratchet strap should be thrown over the frame and secured with road pins.

DON'T use blue rope as it cuts the PVC cover.

Secure the frame to the ground with short silver road pins and peg the skirt out.